



CCS0A.***.C

**22W – Continuous duty – ED100%
Plastic Encapsulation**



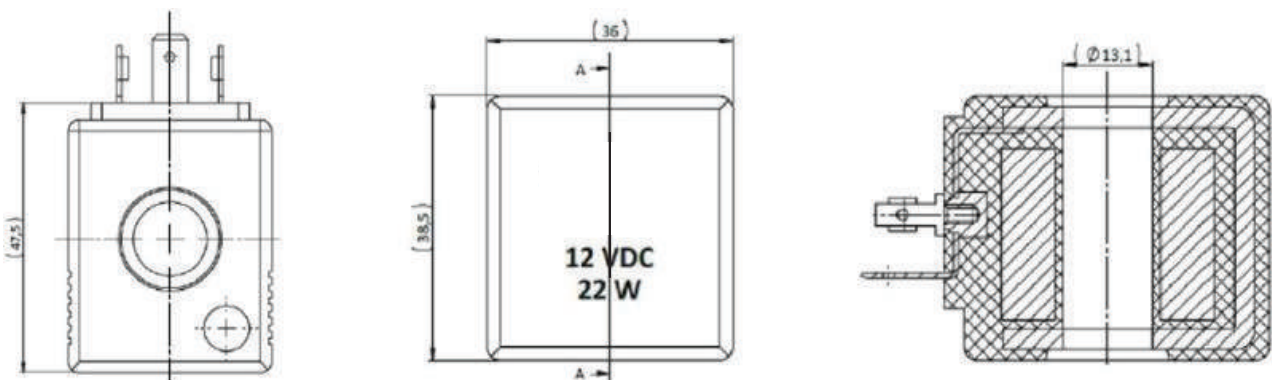
Description & Operation

Magnetic circuit encapsulated with thermoplastic compound. Black standard colour. Metal parts protected against oxidation according to RoHS directive. Bore size: Ø13.1 mm.

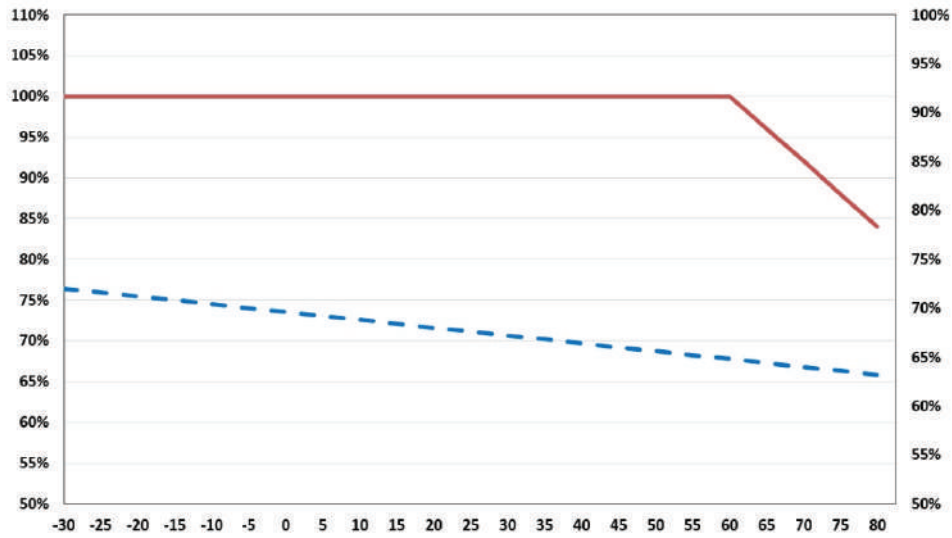
Technical Data

Power	22W
Various Voltage Options Available	Both AC and DC
Coil Insulation Class	F (155°C)
Wire Insulation Class	H (200°C)
ED	100%
Supply Power Tolerance	±10%DC; +10% -5%AC
Ambient Temperature Range	-30°C. 60°C (standard) -40°C. 80°C (with IXEF encapsulation)
Ip Coil (Without O-rings And Nut)	54
Seal Kit Code	SLKT.027
Weight	0.19 kg

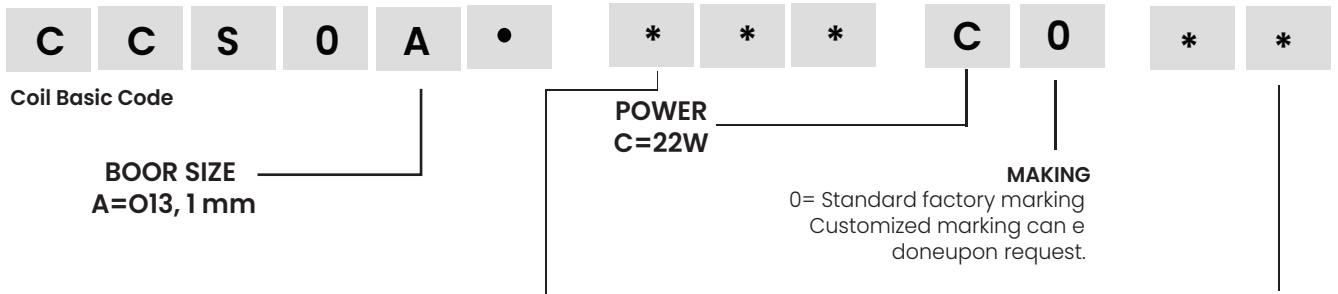
Dimensional Drawing



 **Performance Details**



 **Ordering Code**



TYPE OF CURRENT
 C= Direct current
 R=Alternate current
 *Please not alternate current coils have to be supplied with rectified current.

Model Code	Type of Connector
00	DIN 43650
01	Flying Lead (200mm)
02	AMP Junior
04	Bipolar Cable
05	AMP Superseal
08	DEUTSCH (90)
09	DEUTSH
10	Faston
11	KOSTAL (M27X1)
13	KOSTAL (M27X1)
17	Dual Spade